

fold following the dotted line

fenice.cal 702



L Length - H Height - D Depth - SH Seat Height - SD Seat Depth

dimensions	L 122 H69 D108 SH41 SD52	L 122 H69 D108 SH41 SD52	L 106 H69 D108 SH41 SD52	L 106 H69 D108 SH41 SD52	L 106 H69 D108 SH41 SD52
version code	010	011	110	120	178
Description	square corner longside right	square corner longside left	1 right arm facing chair	1 left arm facing chair	1 right arm facing chair
L 106 H69 D108 SH41 SD52	L 109 H69 D108 SH41 SD52	L 187 H69 D108 SH41 SD52	L 207 H69 D108 SH41 SD52	L 151 H69 D108 SH41 SD52	L 180 H69 D108 SH41 SD52
179	190	200	240	243	251
1left arm facing chair motion	small chair	2 seater	2 1/2 seater	2 1/2 seater with no armrests	1 right arm fac.2 1/2 str
L 180 H69 D108 SH41 SD52	L 180 H69 D108 SH41 SD52	L 180 H69 D108 SH41 SD52	L 227 H69 D108 SH41 SD52	L 200 H69 D108 SH41 SD52	L 200 H69 D108 SH41 SD52
252	253	254	300	310	320
1 left arm fac. 2 1/2 str	1rgt arm f.2 1/2 str motion	1lft arm f.2 1/2 str motion	3 seater	1right arm facing 3 str	1left arm facing 3 str
L 106 H69 D169 SH41 SD112	L 106 H69 D169 SH41 SD112	L 187 H69 D108 SH41 SD52	L 207 H69 D108 SH41 SD52	L 227 H69 D108 SH41 SD52	L 200 H69 D108 SH41 SD52
410	420	452	453	456	480
chaise lon.raf arm fac	chaise lon.lft arm fac	2 seater motion	2 1/2 seater motion	3 seater motion	1rg arm fac. 3str motion

fold following the dotted line



fold following the dotted line

fenice.cal 702



L Length - H Height - D Depth - SH Seat Height - SD Seat Depth



dimensions

version code

Description



L 109
H69 D108 SH41 SD52

489

small chair
motion



L 200
H69 D108 SH41 SD52

490

1 1/2 arm fac. 3str
motion



L 151
H69 D108 SH41 SD52

538

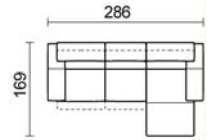
2 1/2 seater no
arm motion



L 92
H41 D73 SH- SD-

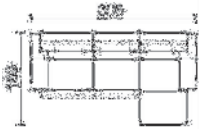
635

rectangular
ottoman



L -
H- D- SH- SD-
Z03

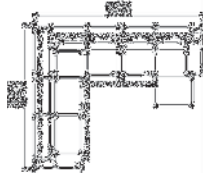
254 + 410 +



L -
H- D- SH- SD-

Z04

490 + 410 +



L -
H- D- SH- SD-

Z05

490 + 010 + 538 +
410 +

fold following the dotted line

