

↑ fold following the dotted line ↑

taylor.premium 834



L Length - H Height - D Depth - SH Seat Height - SD Seat Depth

dimensions	L 110 H93 D110 SH44 SD58	L 109 H93 D109 SH44 SD58	L 118 H93 D138 SH44 SD58	L 118 H93 D138 SH44 SD58	L 229 H93 D110 SH44 SD58
version code	000	040	071	072	095
Description	corner	square corner	rhf end corner	lhf end corner	cor. chair merid. right fac.
L 229 H93 D110 SH44 SD58 096	L 96 H93 D97 SH44 SD58 110	L 96 H93 D97 SH44 SD58 120	L 64 H93 D97 SH44 SD58 130	L 119 H93 D97 SH44 SD58 146	L 119 H93 D97 SH44 SD58 147
cor. chair merid. left fac.	1 right arm facing chair	1 left arm facing chair	chair without armr.	chair no arms meridian right	chair no arms meridian left
L 104 H93 D97 SH44 SD58 148	L 99 H93 D97 SH44 SD58 162	L 99 H93 D97 SH44 SD58 163	L 99 H93 D97 SH44 SD58 173	L 99 H93 D97 SH44 SD58 174	L 102 H93 D97 SH44 SD58 190
small chair with rec.	chair 1rec.right	chair 1rec.left	elec.rec.chair 1arm raf	elec.rec.chair 1arm laf	small chair
L 181 H93 D97 SH44 SD58 200	L 148 H93 D97 SH44 SD58 210	L 148 H93 D97 SH44 SD58 220	L 192 H93 D97 SH44 SD58 240	L 161 H93 D97 SH44 SD58 251	L 161 H93 D97 SH44 SD58 252
2 seater	1right arm facing 2 str	1left arm facing 2 str	2 1/2 seater	1 right arm fac.2 1/2 str	1 left arm fac. 2 1/2 str

↓ fold following the dotted line ↓

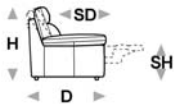


↑ fold following the dotted line ↑

taylor.premium 834



L Length - H Height - D Depth - SH Seat Height - SD Seat Depth



dimensions	L 183 H93 D97 SH44 SD58	L 183 H93 D97 SH44 SD58	L 151 H93 D97 SH44 SD58	L 151 H93 D97 SH44 SD58	L 196 H93 D97 SH44 SD58
version code	271	272	276	277	291
Description	2 str 1 right fac.rec.	2str 1 left fac.rec.	1 rgt arm facing 2 str rec.	1 left arm fac. 2 str rec.	2p1/2 str 1rgh fac.rec.
L 196 H93 D97 SH44 SD58	L 199 H93 D97 SH44 SD58	L 219 H93 D97 SH44 SD58	L 219 H93 D97 SH44 SD58	L 181 H93 D97 SH44 SD58	L 176 H93 D97 SH44 SD58
292	293	300	301	310	311
2p1/2 str 1lf fac.rec.	2str1/2 2 rec.rgh and lf	3 seater	3 seater with bed	1right arm facing 3 str	1 rgt arm fac.3 str with bed
L 181 H93 D97 SH44 SD58	L 176 H93 D97 SH44 SD58	L 186 H93 D97 SH44 SD58	L 184 H93 D97 SH44 SD58	L 184 H93 D97 SH44 SD58	L 183 H93 D97 SH44 SD58
320	321	343	376	377	393
1left arm facing 3 str	1lf arm fac.3 str with bed	2str 2 rec.rg and lf	1rgt arm fac. 3str rec.	1 left arm fac.3 str rec.	2str 1rgt fac.elec.rec.
L 183 H93 D97 SH44 SD58	L 151 H93 D97 SH44 SD58	L 151 H93 D97 SH44 SD58	L 184 H93 D97 SH44 SD58	L 184 H93 D97 SH44 SD58	L 186 H93 D97 SH44 SD58
394	395	396	403	404	408
2str 1lf fac.elec.rec.	1rgt arm fac.2str elec.rec.	1lft arm fac.2str elec.rec.	1rgt arm fac.3str elec.rec.	1lft arm fac.3str elec.rec.	2str rg/lf rec.el.

↓ fold following the dotted line ↓

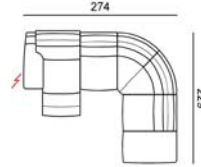
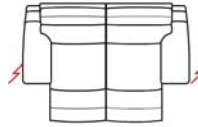
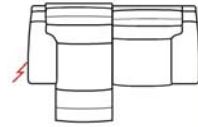
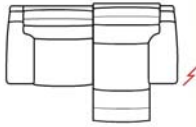
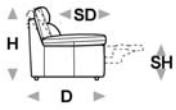


↑ fold following the dotted line ↑

taylor.premium 834



L Length - H Height - D Depth - SH Seat Height - SD Seat Depth



dimensions	L 216 H93 D97 SH44 SD58	L 216 H93 D97 SH44 SD58	L 219 H93 D97 SH44 SD58	L - H- D- SH- SD-
version code	T07	T08	T09	X80
Description	3 seat.2 cush.1rhf el.rec.	3 seat.2 cush.1lhf el.rec.	3 seat.2cush.2 rhf/lhf el.rec.	g07 + 095 +

↓ fold following the dotted line ↓

