

fold following the dotted line

simon (est 216)



L Length - H Height - D Depth - SH Seat Height - SD Seat Depth



dimensions

version code

Description



L 94
H81 D94 SH45 SD55

040

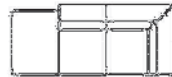
square corner



L 213
H81 D94 SH45 SD55

043

sq.cor.chr.sq.mer.
rig.fac.



L 213
H81 D94 SH45 SD55

044

sq.cor.chr.sq.mer.le
fac.



L 112
H81 D94 SH45 SD55

100

chair



L 101
H81 D94 SH45 SD55

110

1 right arm
facing chair



L 101
H81 D94 SH45 SD55

120

1 left arm facing
chair



L 75
H81 D94 SH45 SD55

130


chair without
armr.



L 172
H81 D94 SH45 SD55

200

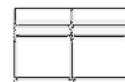
2 seater



L 202
H81 D94 SH45 SD55

240

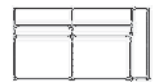
2 1/2 seater



L 150
H81 D94 SH45 SD55

243

2 1/2 seater with
no armrests



L 176
H81 D94 SH45 SD55

251


1 right arm fac.2
1/2 str



L 176
H81 D94 SH45 SD55

252

1 left arm fac. 2
1/2 str



L 232
H81 D94 SH45 SD55

346

3/3 seater



L 206
H81 D94 SH45 SD55

347

1right arm facing
3/3 str



L 206
H81 D94 SH45 SD55

348

1left arm facing
3/3 str



L 97
H40 D97 SH- SD-

560

big ottoman

fold following the dotted line

